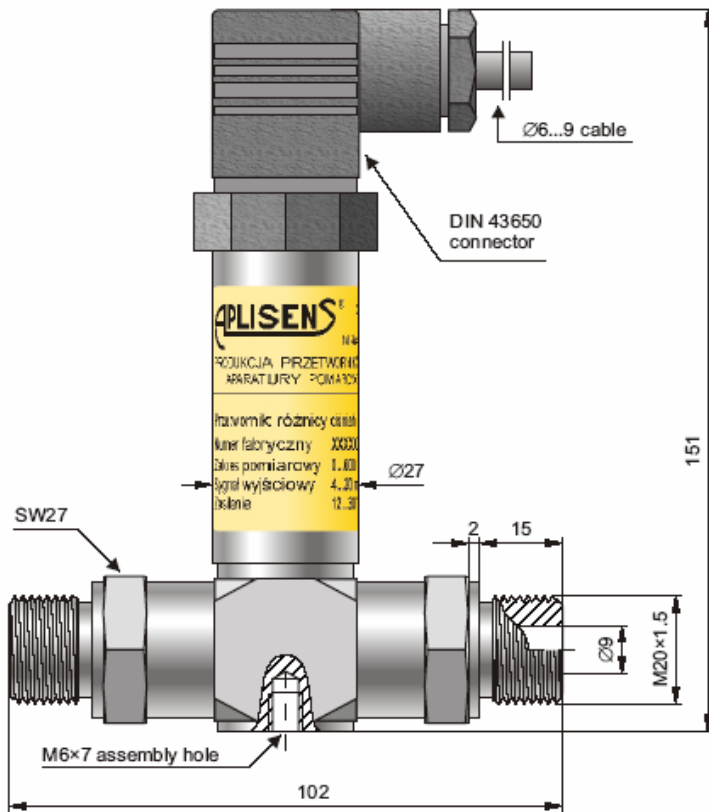
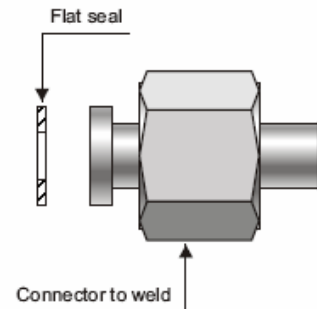


DIFFERENTIAL PRESSURE TRANSMITTER AS-dP



- ✓ Accuracy 0.4%
- ✓ Measuring ranges:
0 ÷ 1, 0 ÷ 2.5, 0 ÷ 4 bar
0 ÷ 6, 0 ÷ 10 bar
0 ÷ 16, 0 ÷ 25 bar
- ✓ Output signal
4 ÷ 20 mA or 0 ÷ 10 V

Example connection of impulse line



Metrological parameters

Accuracy	0.5%
Hysteresis, repeatability	0.05%
Overpressure limit	4 × range
Thermal compensation range	0 ÷ 70 °C
Thermal error	0.2% / 10 °C
Long – term stability	0.5% / year

Design

Degree of protection	IP-65
Material of process connection and diaphragms	00H17N14M2 (316 Lss)
Material of casing	0H18N9 (304ss)

Electrical parameters

Output signal	4 ÷ 20 mA, two wire transmission 0 ÷ 10 V, three wire transmission
Power supply	10.5 ÷ 36 V DC – two wire transmission 15 ÷ 30 V DC – three wire transmission 24 V AC

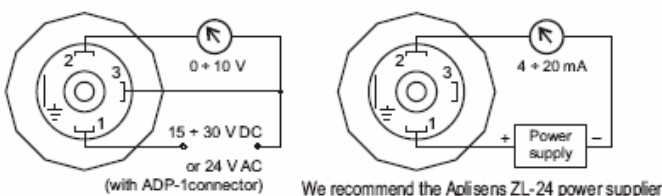
Loadresistance $R[\Omega] \leq \frac{U_{sup}[V] - 10.5V}{0.02A}$
(for current output)

Loadresistance $R \geq 5 k\Omega$
(for supply output)

Operating conditions

Operating temperature range (ambient temp.)	-25 ÷ 80 °C
Medium temperature range	-25 ÷ 120 °C – direct measurement > 120 °C – measurement using a impulse line

Electrical diagrams



Ordering procedure

